

Scout24 Investor Presentation

Barclays Media and
Telecom Forum



2 September 2020

Scout24

Disclaimer

This document has been issued by Scout24 AG (the “Company” and, together with its direct and indirect subsidiaries, the "Group") and does not constitute or form part of and should not be construed as any offer or invitation to sell or issue, or any solicitation of any offer to purchase or subscribe for, any securities of the Company, nor shall any part of it nor the fact of its distribution form part of or be relied on in connection with any contract or investment decision, nor does it constitute a recommendation regarding the securities of the Company or any present or future member of the Group.

All information contained herein has been carefully prepared. However, no reliance may be placed for any purposes whatsoever on the information contained in this document or on its completeness. No representation or warranty, express or implied, is given by or on behalf of the Company or any of its directors, officers or employees or any other person as to the accuracy or completeness of the information or opinions contained in this document and no liability whatsoever is accepted by the Company or any of its directors, officers or employees nor any other person for any loss howsoever arising, directly or indirectly, from any use of such information or opinions or otherwise arising in connection therewith.

The information contained in this presentation is subject to amendment, revision and updating. Certain statements, beliefs and opinions in this document are forward-looking, which reflect the Company's or, as appropriate, senior management's current expectations and projections about future events. By their nature, forward-looking statements involve a number of risks, uncertainties and assumptions that could cause actual results or events to differ materially from those expressed or implied by the forward-looking statements. These risks, uncertainties and assumptions could adversely affect the outcome and financial effects of the plans and events described herein. Statements contained in this document regarding past trends or activities should not be taken as a representation that such trends or activities will continue in the future. The Company does not undertake any obligation to update or revise any information contained in this presentation (including forward-looking statements), whether as a result of new information, future events or otherwise. You should not place undue reliance on forward-looking statements, which speak only as of the date of this document.

This document is not an offer of securities for sale in the United States of America. Securities may not be offered or sold in the United States of America absent registration or an exemption from registration under the U.S. Securities Act of 1933, as amended. Neither this document nor any copy of it may be taken or transmitted into the United States of America, its territories or possessions or distributed, directly or indirectly, in the United States of America, its territories or possessions or to any US person.

By attending, reviewing or consulting the presentation to which this document relates or by accepting this document you will be taken to have represented, warranted and undertaken that you have read and agree to comply with the contents of this notice.

Nothing in this document constitutes tax advice. Persons should seek tax advice from their own consultants or advisors when making investment decisions.

Quarterly figures are unaudited. All numbers regarding the 2019 segment structure are unaudited and preliminary only, if not otherwise stated.

We pursued our strategic agenda in H1 2020 despite Covid-19 headwinds



Growth & Resilience



Resilient growth & profitability

- ✓ Group revenue up 1.0% despite Covid-19
- ✓ Group ooEBITDA margin up 1.6 pp



Successful free private listings initiative

- ✓ Improved consumer experience
- ✓ Significant increase in consumer traffic



Growth along the sales journey

- ✓ Immoverkauf24 acquisition strengthens IS24's homeowner platform
- ✓ Further increasing relevance to agents via seller lead generation



Innovation focus

- ✓ Continued product development
- ✓ Frontrunner in digital product set



2020 FY Outlook

- ✓ FY 2020 Group revenue around 2019 level
- ✓ Group ooEBITDA margin around 60%

We successfully supported our partners and set standards while navigating the Covid-19 pandemic



Agents

- Tailored Covid-19 action programme to strengthen partnership:
 - “Liquidity Plus”
 - “Leads Plus”
- Focus on customer retention: residential partner ARPU in Q2 stable vs. Q1 +9%
- Professional listings back at pre-Covid levels



Homeowners

- Free2list initiative started in January
- “Listings Plus” introduced in March (private listings +30% in April vs. March)
- 11.2k homeowners connected to agents in H1 2020: +12% vs. 2019
- immoverkauf24 acquisition to become the leading platform in serving & attracting homeowners
- New subscription model for landlords launched in April (4.2k active subscription stock)



Consumers (Homeseekers)

- Strong increase in consumer traffic in H1
- 4% H1 increase in rental listings, but 5% decrease in total listings
- Improved consumer journey: IS24 is frontrunner in digital product set
- Increased penetration of “MieterPlus” & “KäuferPlus” following “Listings Plus”

We are committed to our agents with growth dynamics intact



Trends in the German real estate market

Covid-19 **accelerating digitisation** of real estate ecosystem

Increasing German residential real estate prices¹ imply ongoing under-supply and need for mandate acquisition support

Commercial real estate market stable with uncertain macro-outlook – majority of German hubs still showing rent growth of >2% in H1²

“Bestellerprinzip” coming into effect in 2021



Growth in Scout24's agent business



Covid-19 support measures strengthened the partnership with our agents



Gained c. 800 real estate partners on our platform compared to H1 2019 (+4%)



Membership migration well on track:

- Goal to migrate all core residential sales agents by mid-2021 into the new membership editions
- As of June 2020: 20% of target reached
- Rate-card introduction also on the right track

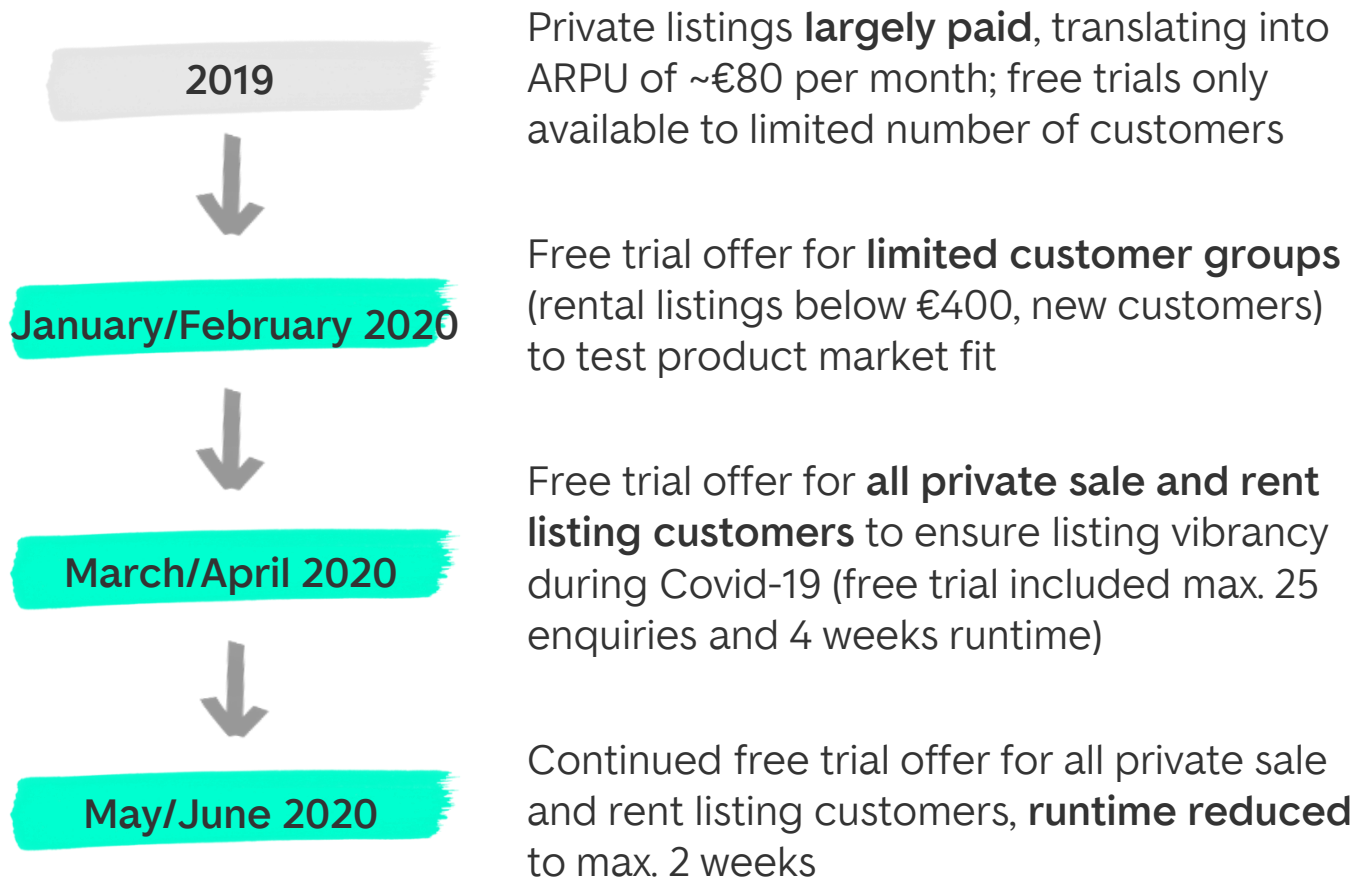


Continued investment in our agent product suite

¹ According to IMX purchase and rental prices showed a renewed significant upturn across all property types in Q2 2020, thus mostly surpassing pre-Covid levels.

² Following strong growth in Q1 2020, the commercial property rental price index (GIMX) shows a stagnating or slightly declining market in Q2 2020.

With our free listing initiatives we fuelled the vibrancy of our marketplace in H1



- ✓ Private listings increased by 30% in April vs. March 2020
- ✓ Increased usage of memberships “MieterPlus” & “KäuferPlus” (c. €500k revenue increase from April to June) partly compensating foregone listings revenue
- ✓ Q2 private listing revenues of €7.1m due to fenced “Listing Plus” offer (vs. €9.5m in Q1)
- ✓ Consumer traffic significantly up in H1 (UMV +12%, sessions +15%), but total listings down 5% yoy

We enhance the home selling journey and strengthen our position as leading platform for homeowners



1 Homeowners browse price atlas to get price indication for comparable objects

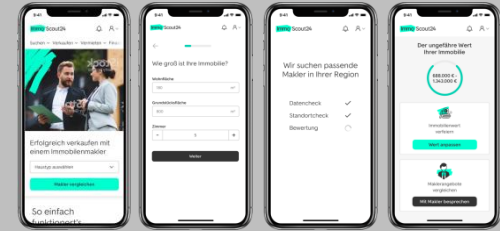


2 Homeowners join HomesellerHub and enter details of their apartment

340k owners registered at IS24 (end of H1 2020) with willingness to sell

- Get regular alerts from Home-sellerHub on property value
- Some give marketing consent to be contacted by agents

3 Realtor Lead Engine: IS24 provides homeowner leads to relevant agents



4 Thanks to real estate agent & digital professional tools, properties are sold at attractive prices



Provided **~900** homeowner leads to agents for free under Covid-19 support **“Leads Plus”**

Lead generation accelerated with **11.2k homesellers** connected to agents in H1 2020 (+12% vs. H1 2019)

Increased lead engine revenues: **€6m of revenues** generated in H1 2020 (+43% vs. H1 2019)

Immoveverkauf24 acquisition fuels the lead engine funnel and enhances the service offering for homeowners



IS24 + IV24 = distinct #1 in traffic and leads

Our H1 performance demonstrates growth in all important KPIs and underscores our resilience and momentum

€173.0m
+1.0%

Group revenue
(continuing operations)

61.0%
+1.6pp

ordinary operating
Group EBITDA margin

€709
+4.1%

ARPU with
residential real estate
partners (including
finance partners)

€1,747
+1.8%

ARPU with
business real estate
partners

19,815
+4.2%

customers (residential and
business real estate partners)

419,415
-4.8%

IS24 listings
(period average)

14.8m
+12.1%

IS24 monthly users
multiplatform
(period average)

110.6m
+15.4%

IS24 monthly sessions
(period average)

We feel confident to resume guidance for the full year 2020

Group revenue:

Around full year 2019 level

- **Residential Real Estate:** Stable to slight growth
- **Business Real Estate:** Slightly decreasing to stable
- **Media & Other:** Low teens percentage decrease

IS24 ooEBITDA margin:

Around 62%

Group ooEBITDA margin:

Around 60%

Guidance reflects:

- Resilient Scout24 business model
- Successful “Listing Plus” programme
- Limited exposure to advertising

Underlying assumptions:

- No further “lock downs” or similar restrictions due to Covid-19 in H2
- No significant payment defaults under “liquidity plus” programme
- No meaningful impact of new “Bestellerprinzip” law in H2 2020

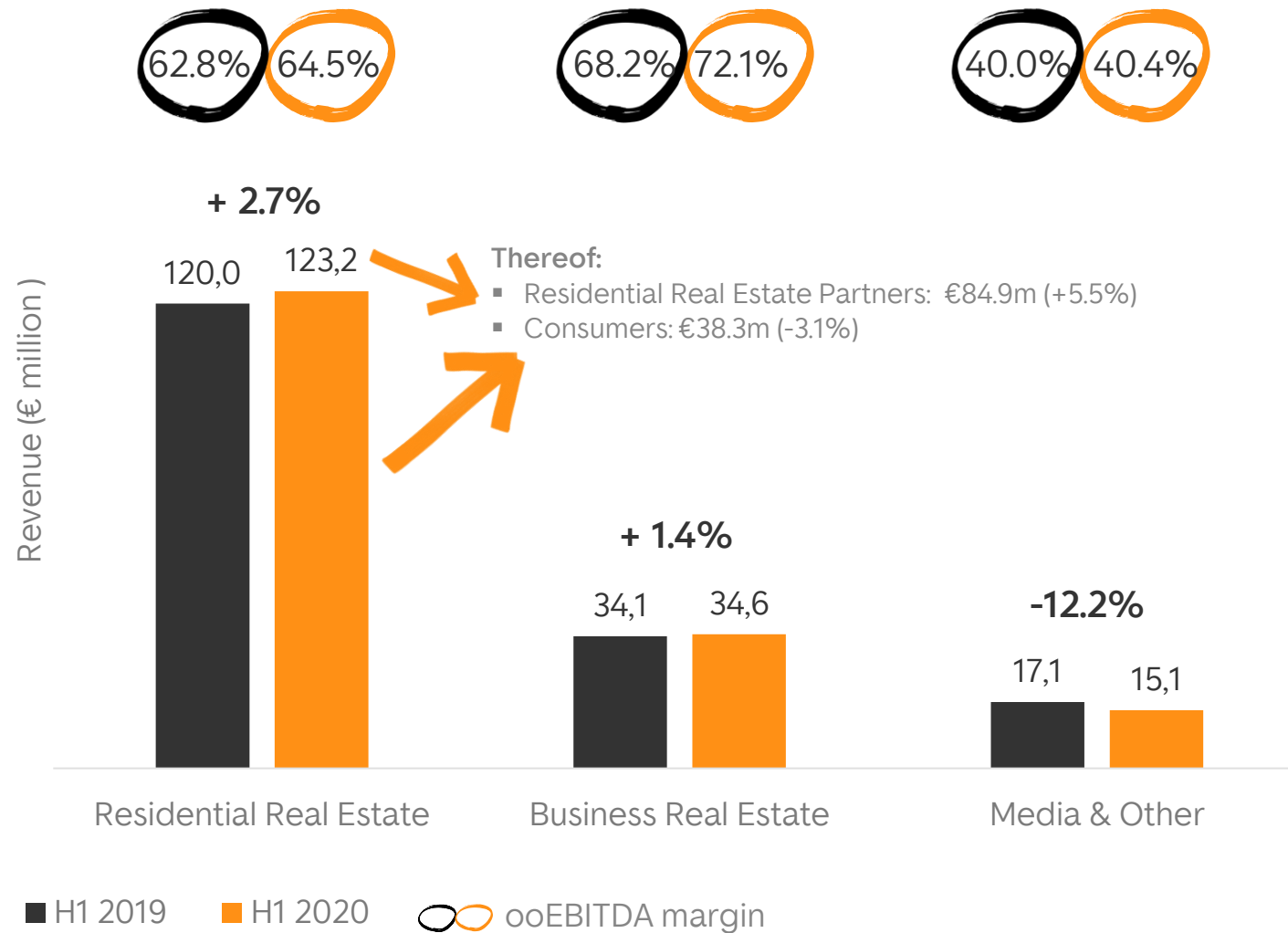
Your questions & backup



We delivered H1 yoy EBITDA growth despite Covid-19 effects

(€m)	Q2 2020	Q2 2019	+/-	H1 2020	H1 2019	+/-
Scout24 Group Revenue	83.9	86.9	-3.5 %	173.0	171.3	1.0 %
ImmoScout24 Revenue	83.7	86.9	-3.6 %	172.8	171.2	1.0 %
- thereof Residential Real Estate	59.9	60.8	-1.6 %	123.2	120.0	2.7 %
- thereof Business Real Estate	16.6	17.2	-3.4 %	34.6	34.1	1.4 %
- thereof Media & Other	7.3	8.8	-17.6 %	15.1	17.1	-12.2 %
Ordinary operating Group EBITDA	50.3	53.7	-6.2 %	105.4	101.8	3.6 %
<i>Ordinary operating Group EBITDA margin</i>	<i>60.0 %</i>	<i>61.7 %</i>	<i>-1.7 Pp</i>	<i>61.0 %</i>	<i>59.4 %</i>	<i>1.6 Pp</i>
Ordinary operating IS24 EBITDA	52.9	55.4	-4.4 %	110.4	105.4	4.7 %
<i>Ordinary operating IS24 EBITDA margin</i>	<i>63.2 %</i>	<i>63.7 %</i>	<i>-0.5 Pp</i>	<i>63.9 %</i>	<i>61.6 %</i>	<i>2.3 Pp</i>
<i>- thereof Residential Real Estate</i>	<i>63.9 %</i>	<i>65.0 %</i>	<i>-1.1 Pp</i>	<i>64.5 %</i>	<i>62.8 %</i>	<i>1.7 Pp</i>
<i>- thereof Business Real Estate</i>	<i>70.4 %</i>	<i>70.2 %</i>	<i>0.2 Pp</i>	<i>72.1 %</i>	<i>68.2 %</i>	<i>3.9 Pp</i>
<i>- thereof Media & Other</i>	<i>41.0 %</i>	<i>42.7 %</i>	<i>-1.7 Pp</i>	<i>40.4 %</i>	<i>40.0 %</i>	<i>0.4 Pp</i>

All three segments contributed to the increase in our ooEBITDA margin



63.9%
H1 2020
IS24
ooEBITDA margin

61.6%
H1 2019
IS24
ooEBITDA margin

While we successfully upgraded agents in Q1, we focused on customer retention in Q2 – still generating overall ARPU growth in H1



	Q2 2020	Q2 2019	+/-	H1 2020	H1 2019	+/-
Residential real estate partners Residential agents and property managers, finance partners (# of core-customers ¹ end of period)	17,020	16,209	+5.0%	17,020	16,209	+5.0%
Residential real estate partner ARPU ² (€/month)	690	688	+0.3%	709	681	+4.1%
Business real estate partners Commercial agents, project developers, new home builders (# of core-customers ¹ end of period)	2,795	2,808	-0.5%	2,795	2,808	-0.5%
Business real estate partner ARPU ² (€/month)	1,706	1,737	-1.8%	1,747	1,716	+1.8%

¹ Customers with a running contract containing an obligation for payment which entitles the customer to publish more than one object within the runtime of the contract

² Average revenue per user per month, calculated by dividing the revenue generated with the respective core customer in the reported period by the average number of core customers in this period (calculated from the opening and closing balance) further divided by the number of months in the corresponding period

We achieved a 61% Group ooEBITDA margin supported by efficient cost savings

(€m)	Q2 2020	Q2 2019	+/-	H1 2020	H1 2019	+/-
Revenues	83.9	86.9	-3.5%	173.0	171.3	+1.0%
Own work capitalised	5.4	2.9	+87.7%	10.8	5.9	+83.6%
Personnel	-18.4	-18.3	+0.2%	-35.7	-37.2	-4.1%
Marketing	-5.0	-6.7	-25.6%	-13.3	-14.8	-10.3%
IT	-4.4	-3.2	+35.9%	-8.3	-6.2	+33.9%
Other operating costs	-11.2	-7.9	+42.0%	-21.1	-17.2	+22.9%
Total operating effects¹	-39.0	-36.2	+7.7%	-78.4	-75.4	+4.0%
oo EBITDA	50.3	53.7	-6.2%	105.4	101.8	+3.6%
oo EBITDA-margin	60.0%	61.7%	-1.7pp	61.0%	59.4%	+1.6pp

¹ Other operating income to small extent included in other operating costs items


- ✓ Revenue development in Q2 and H1 impacted by Covid-19 effects in April and May
- ✓ Strong increase in **own work capitalised** due to product and software development
- ✓ Operating effects development driven by increased **IT costs** compensated by reduced **personnel and marketing** costs
- ✓ Covid-19 **bad debt provisions** affecting other operating costs
- ✓ **Group functions** contributed €5.1 million to total operating effects

Our net income benefitted significantly from lower non-operating items

(€m)	Q2 2020	Q2 2019	+/-	H1 2020	H1 2019	+/-
Ordinary operating EBITDA	50.3	53.7	-6.2%	105.4	101.8	+3.6%
Non-operating items	-6.5	-18.1	-63.9%	-9.1	-28.3	-68.0%
Reported EBITDA	43.8	35.5	+23.3%	96.4	73.5	+31.1%
D&A	-12.1	-13.9	-13.2%	-24.9	-27.5	-9.6%
EBIT	31.7	21.6	+46.7%	71.5	46.0	+55.4%
Financial result	-3.8	-5.7	-34.1%	-10.2	-9.9	+3.1%
Earnings before Tax	28.0	15.9	+75.7%	61.4	36.2	+69.7%
Taxes on Income	-10.4	-6.2	+68.5%	-17.1	-8.9	+93.5%
Net income	17.6	9.8	+80.3%	44.2	27.3	+62.0%
<i>Basic EPS</i>	<i>0.17</i>	<i>0.09</i>	<i>+88.9%</i>	<i>0.42</i>	<i>0.25</i>	<i>+68.0%</i>
<i>Weighted av. # shares (million)</i>	<i>103.6</i>	<i>107.6</i>	<i>-3.7%</i>	<i>104.2</i>	<i>107.6</i>	<i>-3.1%</i>

- ✓ Significant decrease in non-operating items mainly due to high level of share-based compensation and M&A-related costs in previous year
- ✓ D&A 9.6% below previous year driven by lower IT equipment depreciation and PPA amortisation
- ✓ Debt repayment reflected in lower financing expenses in Q2 (-34.1% vs. Q2 2019)
- ✓ Net income of continuing operations increased by +62.0% to €44.2m in H1 2020
- ✓ Basic earnings per share at €0.42 in H1 2020 (+68.0%)

Our liquidity situation reflects our robust business development and the AutoScout24-transaction



- ✓ €490m share buyback programme commenced in April: €140m repurchased in Q2 and €190m until end of July
- ✓ Scout24 manages its liquidity and investments based on clear guidelines, to reflect liquidity needs and control risk exposure
- ✓ External auditor mandated to review the implementation of the investment strategy and the setup of a special fund vehicle ("KVG")
- ✓ The cash in the money market funds is chiefly earmarked for the share buybacks
- ✓ The special fund mainly invests in fixed-yield bonds

Next events:

21 Sep. 2020: Berenberg & Goldman Sachs German Conference

23 Sep. 2020: Baader Investment Conference

11 Nov. 2020: Q3 / 9M 2020 report

Ursula Querette

Head of Investor Relations

Telephone +49 89 444 56 3278

Fax +49 89 444 56 193278

ir@scout24.co

www.scout24.com



Scout24